



One-Stop Reentry Through October 31, 2010

Overview

One-Stop Reentry services are provided to Black male offenders in the 1st and 5th districts. One-Stop Reentry began in February 2009 in the 5th district and March 2009 in the 1st district.

Through October 31, 2010 the programs have served 328 offenders. Offender characteristics were as follows:

- *Age.* While all ages of offenders are served, the average age is 31.
- *Supervision Type.* About 73% were probationers and the rest were post-prison (work release or parole).
- *Offense Type.* About 44% were under supervision for drug offenses, followed by 23% public order offenses (mainly OWI/traffic), 21% property crimes and 12% violent crimes.
- *Risk.* LSI-R Scores averaged 29 (Moderate Risk). About one-fourth of offenders were Moderate-High or High Risk.

6-Month Retention Rates & Recidivism

- *Retention Rate.* A total of 292 offenders were tracked who had started receiving One-Stop Reentry services 6 months or more ago. Of these, 244 or 84% were either still receiving reentry services after six months or had successfully completed the services.
- *Recidivism Rate.* Of the 244 offenders either still receiving reentry services or successfully completing, 39 or 16% were revoked, absconded, or incurred a new charge within six months.
- *Recidivism Reduction.* The following district reports document recidivism rates for One-Stop participants were substantially lower than recidivism rates of a comparison group that had similar sex, race, age, LSI-R scores and crime types. Numbers of One-Stop probationers in the 5th District are large enough to confirm findings for that group are statistically significant.

First Year Retention Rates & Recidivism

- *Retention Rate.* A total of 209 offenders were tracked who had started receiving One-Stop Reentry services one year or more ago. Of these, 148 or 71% were either still receiving reentry services after one year or had successfully completed the services.
- *Recidivism Rate.* Of the 148 offenders either still receiving reentry services or successfully completing, 35 or 24% were revoked, absconded, or incurred a new charge within one year.
- *Recidivism Reduction.* The following district reports document recidivism rates for One-Stop participants were substantially lower than recidivism rates of a comparison group that had similar sex, race, age, LSI-R scores and crime types.

1st District One-Stop Reentry Report

Overview

In March of 2009 the Black Hawk County Culturally Specific Reentry Initiative began accepting referrals. Development of this initiative can be attributed to the on-going efforts of the Department of Correctional Services to become more responsive to the needs of our African-American community. African-American men with an LSI-R score of 24-40, excluding those meeting the criteria for specialized programming such as sexual offender treatment and/or mental health, meet the initial eligibility requirements. Clients are accepted from Probation and Parole as long as they are just starting a new term of supervision. No existing cases are transferred in.

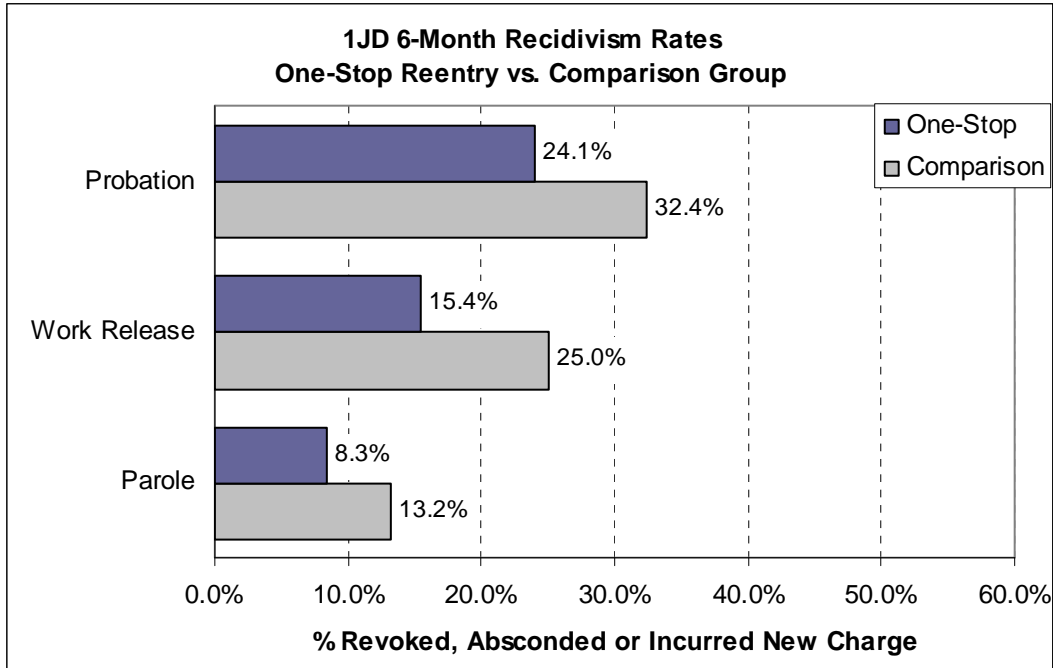
Along with the implementation of culturally responsive groups and smaller caseloads, community involvement is a primary focus. A Reentry Steering Committee has been established to assist with increasing the level of community investment and involvement. There have also been Community Response Teams and Circles of Support developed that are comprised of community members who donate their time to provide guidance, support, encouragement and accountability to the Department and the clients. Program staff have coordinated and provided cultural competency training for department staff.

A total of 104 offenders were served through One-Stop Reentry, through October 31, 2010. Offender characteristics were as follows:

- *Age.* While all ages of offenders are served, the average age is 32.
- *Supervision Type.* About 68% were probationers, 18% were work releasees and 14% were parolees. Work releasees granted parole remained in One-Stop Reentry.
- *Offense Type.* About 37% were under supervision for drug offenses, followed by 27% property crimes, 21% public order offenses (mainly OWI/traffic), and 15% violent crimes.
- *Risk.* LSI-R Scores averaged 31 (Moderate Risk). About 28% of offenders were Moderate-High or High Risk.

6-Month Retention Rates & Recidivism

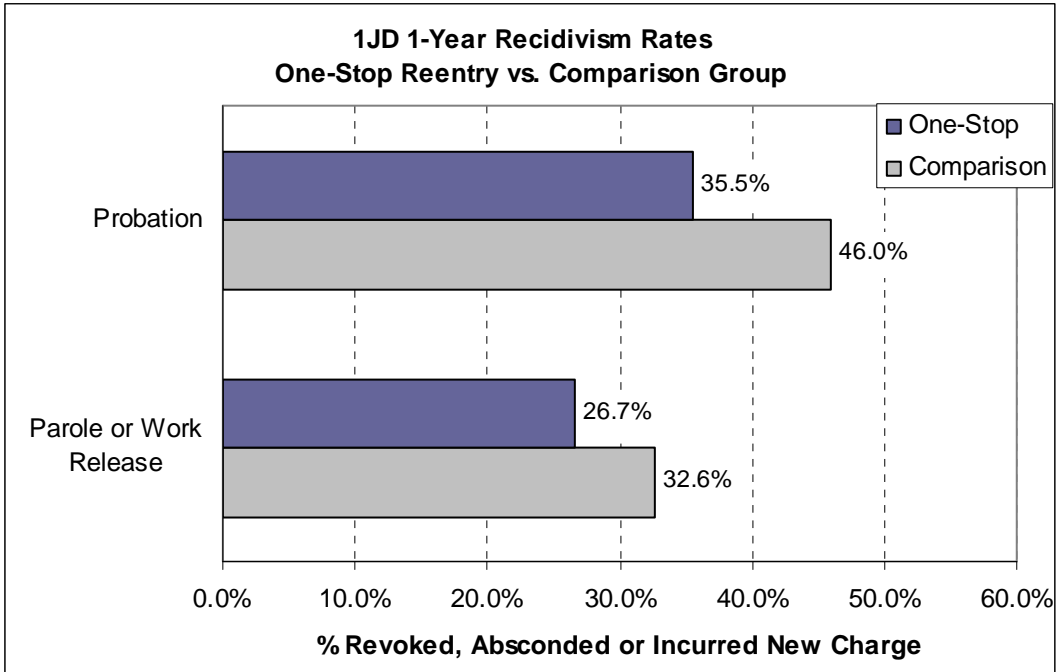
- *Retention Rate.* A total of 91 offenders were tracked who had started receiving One-Stop Reentry services 6 months or more ago. Of these, 79 or 87% were either still receiving reentry services after six months or had successfully completed the services.
- *Recidivism Rate.* Of the 79 offenders either still receiving reentry services or successfully completing, 16 or 20% were revoked, absconded, or incurred a new charge within six months.
- *Recidivism Reduction.* Recidivism rates for One-Stop participants were substantially lower than recidivism rates of a comparison group that had similar sex, race, age, LSI-R scores and crime types. While results are promising, larger numbers of reentry completers are needed to document statistical significance of findings.



Reentry Group includes only those successfully completing or still in the program after six months.

First Year Retention Rates & Recidivism

- *Retention Rate.* A total of 56 offenders were tracked who had started receiving One-Stop Reentry services one year or more ago. Of these, 46 or 82% were either still receiving reentry services after one year or had successfully completed the services.
- *Recidivism Rate.* Of the 46 offenders either still receiving reentry services or successfully completing, 15 or 33% were revoked, absconded, or incurred a new charge within one year.
- *Recidivism Reduction.* Recidivism rates for One-Stop participants were substantially lower than recidivism rates of a comparison group that had similar sex, race, age, LSI-R scores and crime types. While results are promising, larger numbers of reentry completers are needed to document statistical significance of findings.



Reentry Group includes only those successfully completing or still in the program after one year.

5th District One-Stop Reentry Report

Overview

The Fifth Judicial District developed a reentry initiative in February 2009 that has focused on the provision of culturally sensitive case management and programming. Staff positions added for this project included two Probation/Parole Officers to oversee African American male offenders. The two officers have increased contacts with the offenders and also encompass the holistic approach of involving family, significant others, employers; anyone that can have a significant impact on change in the offender. They also facilitate weekly groups that their offenders attend. Criteria established for inclusion in this re-entry initiative were those African American male offenders of moderate to high risk, both probationers and parolees in support of reentry from the beginning of supervision. Caseload sizes for these officers are smaller, averaging approximately 60 active offenders. Along with smaller caseload sizes, those officers have built into their job descriptions the provision of evidenced based programming. Programming is provided in collaboration with a Community Treatment Coordinator well trained and experienced in cognitive behavioral offender treatment groups. Offenders on the different caseloads of both officers are often very familiar with not only their own supervising officer and the Community Treatment Coordinator, but also with the second officer who may facilitate the treatment group they are attending. This has allowed for a team approach to both supervision practices and the delivery of treatment interventions. Ultimately, this has enabled the development of a strong working alliance between the offender, the officers and the treatment staff. The two Probation/Parole Officers also maintain core work hours outside traditional office hours to be more accessible to their offenders and allow for the opportunity to intervene early to problem solve. Core work hours also mimic those maintained by the Community Treatment Coordinator to include several evening and weekend hours.

Beginning in 2008, cognitive behavioral programming offered within the Department was expanded to better respond to African American male offenders meeting criteria for that intervention. Additionally, Cognitive Aftercare was built in as a program expectation upon completion of primary cognitive programming, either within the community or having previously completed such programming within the institutional setting. African American men who have completed primary programming can select aftercare programming offered only to African American male clients.

The enhanced curriculum at present is offered only to African American men meeting criteria for the intervention and is jointly facilitated by the Coordinator and the Probation Officer. This is a concentrated effort to deliver evidence based programming and in a manner that is culturally relevant to the African American men.

Approximately 7,000 offenders reside in the Des Moines metropolitan area and while 8.1% of Des Moines residents are black, 16.3% of offenders on community based supervision in Des Moines are black. Additionally, Polk County ranked #1 in the number of new prison admissions of blacks in the state (based on FY 2007 prison admission data). The return rate to prison for African Americans committed from Polk County was 47.0%, compared to 36.4% for non-blacks. (FY2004 releases followed for 3 years). During fiscal year 2010, 282 offenders participated in the re-entry program in Polk

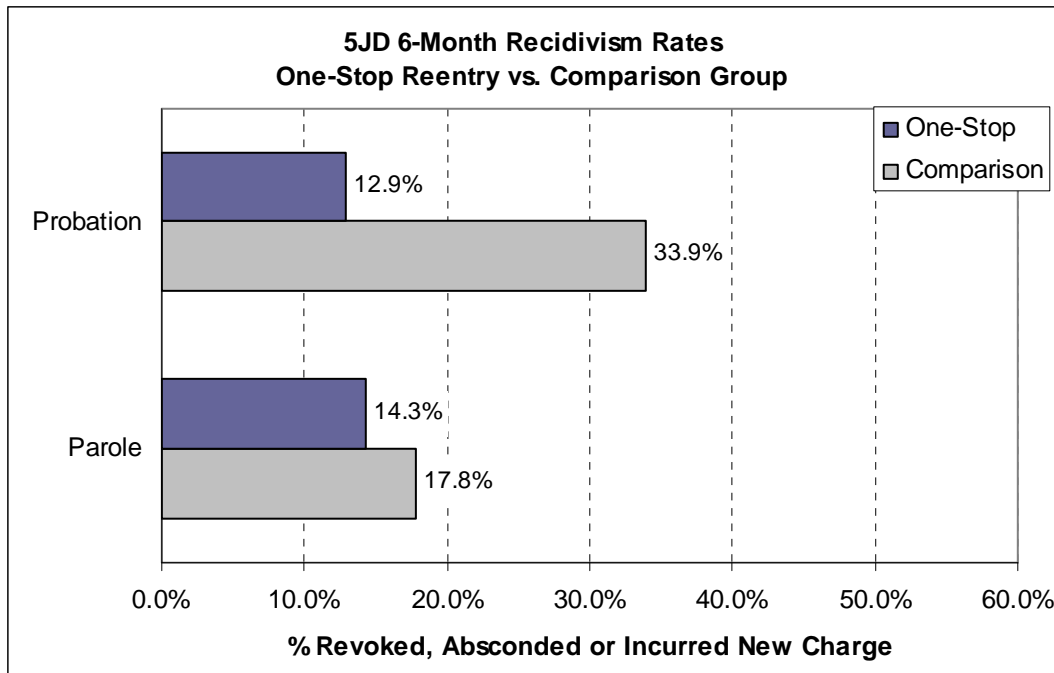
County. The revocation rate for these participants was 33.3%. We feel this reduction is directly related to our culturally specific supervision and programming.

A total of 224 offenders were served through One-Stop Reentry, through October 31, 2010. Offender characteristics were as follows:

- *Age.* While all ages of offenders are served, the average age is 31.
- *Supervision Type.* About 75% were probationers and the rest were parolees.
- *Offense Type.* About 48% were under supervision for drug offenses, followed by 24% public order offenses (mainly OWI/traffic), 17% property crimes and 11% violent crimes.
- *Risk.* LSI-R Scores averaged 28 (Moderate Risk). About 23% of offenders were Moderate-High or High Risk.

6-Month Retention Rates & Recidivism

- *Retention Rate.* A total of 201 offenders were tracked who had started receiving One-Stop Reentry services 6 months or more ago. Of these, 165 or 82% were either still receiving reentry services after six months or had successfully completed the services.
- *Recidivism Rate.* Of the 165 offenders either still receiving reentry services or successfully completing, 23 or 14% were revoked, absconded, or incurred a new charge within six months.
- *Recidivism Reduction.* Recidivism rates for One-Stop participants were substantially lower than recidivism rates of a comparison group that had similar sex, race, age, LSI-R scores and crime types. **The reduction in recidivism for probationers is statistically significant (99% confidence level).**

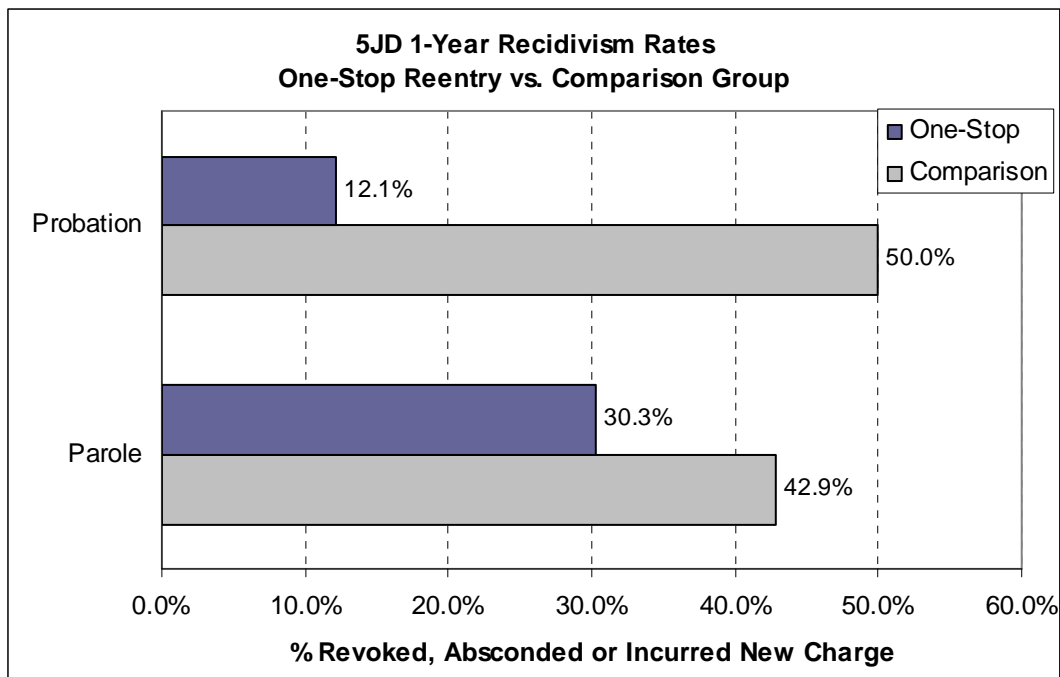


Reentry Group includes only those successfully completing or still in the program after six months.

Note: Chart excludes High risk parolees due to lack of available comparison group. This group had a 28.6% recidivism rate – lower than rates for the lower risk probationers in the comparison group shown above.

First Year Retention Rates & Recidivism

- *Retention Rate.* A total of 153 offenders were tracked who had started receiving One-Stop Reentry services one year or more ago. Of these, 102 or 67% were either still receiving reentry services after one year or had successfully completed the services.
- *Recidivism Rate.* Of the 102 offenders either still receiving reentry services or successfully completing, 20 or 20% were revoked, absconded, or incurred a new charge within one year.
- *Recidivism Reduction.* Recidivism rates for One-Stop participants were substantially lower than recidivism rates of a comparison group that had similar sex, race, age, LSI-R scores and crime types. **The reduction in recidivism for probationers is statistically significant (99% confidence level).**



Reentry Group includes only those successfully completing or still in the program after one year.

Note: Chart excludes three (3) High risk parolees due to lack of available comparison group. Two of these three offenders were revoked within the year. Numbers are too small to draw conclusions regarding this group.